

Dalitz plot analysis of three-body Charmonium Decays at *BABAR*

Antimo Palano

INFN and University of Bari, Italy

Jefferson Lab, VA, USA

On behalf of the BaBar Collaboration

Outline

- Measurement of the $K\pi$ \mathcal{S} -wave amplitude from a Dalitz plot analysis of $\eta_c \rightarrow K\bar{K}\pi$ in two-photon interactions^(*).
- Dalitz plot analysis of $J/\psi \rightarrow \pi^+\pi^-\pi^0$ and $J/\psi \rightarrow K^+K^-\pi^0$ ^(**).

All the results presented here are new and preliminary.

() Work done in collaboration with M. Pennington*

*(**) Work done in collaboration with M. Pennington and A. Szczepaniak*

Charm 2015, Detroit, May 18, 2015

Introduction

□ Charmonium decays can be used to obtain new information on light meson spectroscopy.

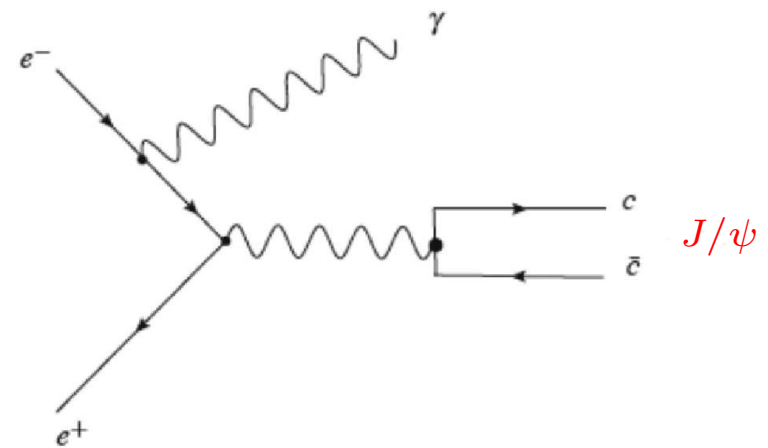
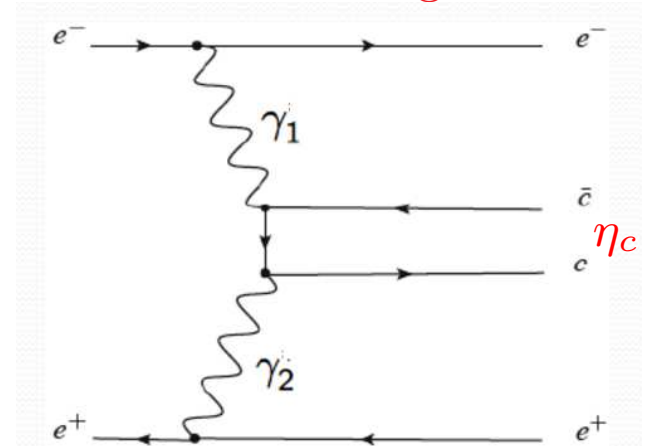
□ In e^+e^- interactions, samples of charmonium decays can be obtained using different processes.

□ In two-photon interactions we select events in which the e^+ and e^- beam particles are scattered at small angles and remain undetected.

□ Only resonances with $J^{PC} = 0^{\pm+}, 2^{\pm+}, 3^{++}, 4^{\pm+} \dots$ can be produced.

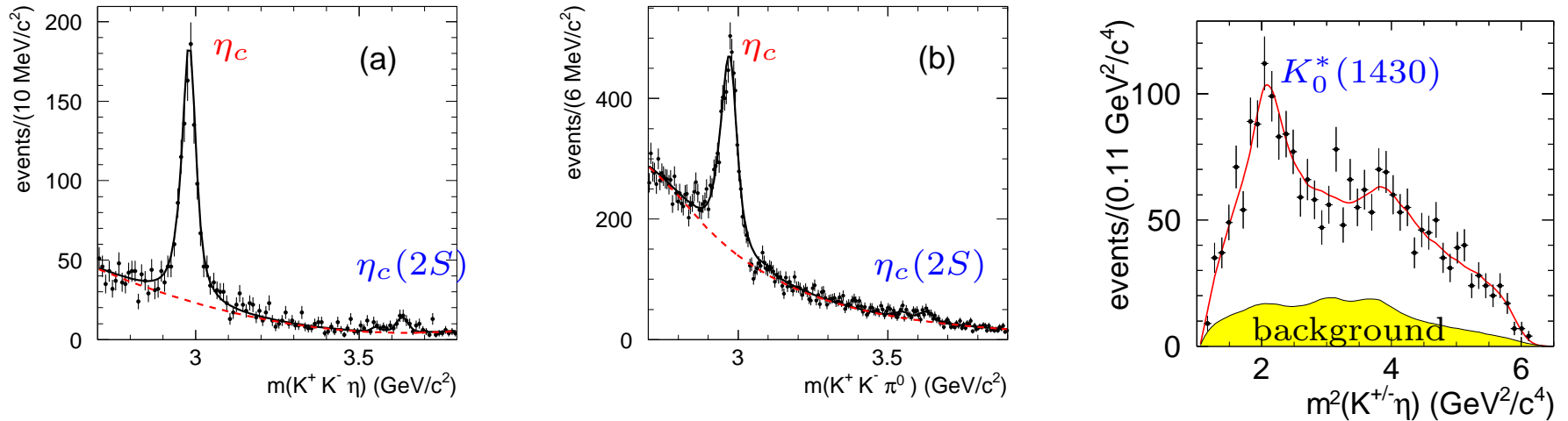
□ In the Initial State Radiation (ISR) process, we reconstruct events having a (mostly undetected) fast forward γ_{ISR} .

□ Only $J^{PC} = 1^{--}$ states can be produced.



Previous work

□ The BaBar Dalitz plot analysis of the $\eta_c \rightarrow K^+ K^- \eta$ and $\eta_c \rightarrow K^+ K^- \pi^0$ has provided the unexpected observation of $K_0^*(1430) \rightarrow K \eta$ (Phys.Rev. D89 (2014) 11, 112004).



□ We measure the $K_0^*(1430)$ branching ratio

$$\frac{\mathcal{B}(K_0^*(1430) \rightarrow \eta K)}{\mathcal{B}(K_0^*(1430) \rightarrow \pi K)} = 0.092 \pm 0.025^{+0.010}_{-0.025}$$

□ We also find that the η_c three-body hadronic decays proceed almost entirely through:

$$\eta_c \rightarrow \text{pseudoscalar} + \text{scalar}$$

□ Therefore three body decays of the η_c are a unique window to study the properties of the scalar mesons.

Selection of $\gamma\gamma \rightarrow K\bar{K}\pi$

- We study the reactions:

$$\gamma\gamma \rightarrow K_S^0 K^+ \pi^- \quad (*),$$

$$\gamma\gamma \rightarrow K^+ K^- \pi^0 \quad (**)$$

- Select events having only four tracks.

- p_T : transverse momentum of the $K_S^0 K^+ \pi^-$ system with respect to the beam axis.

- The signal at low p_T evidences the presence of two-photon events. We require $p_T < 0.08 \text{ GeV}/c$.

- We define M_{rec}^2 as:

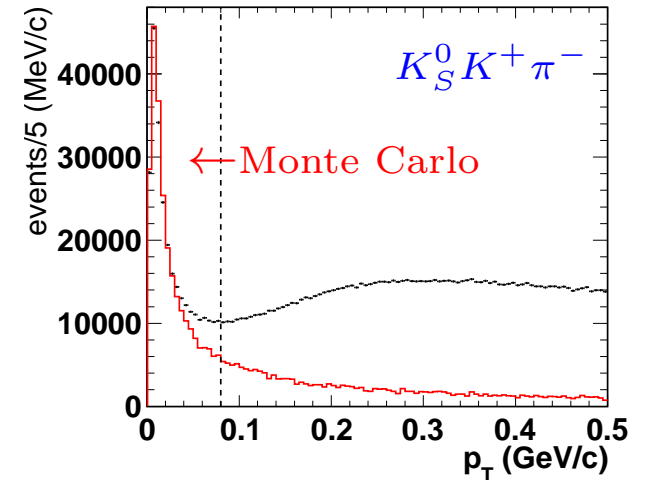
$$M_{\text{rec}}^2 \equiv (p_{e^+e^-} - p_{\text{rec}})^2$$

- $p_{e^+e^-}$ is the four-momentum of the initial state and p_{rec} is the four-momentum of the $K_S^0 K^+ \pi^-$ system.

- We remove ISR events requiring $M_{\text{rec}}^2 > 10 \text{ GeV}^2/c^4$.

(*) Charge conjugation is implied through all this work.

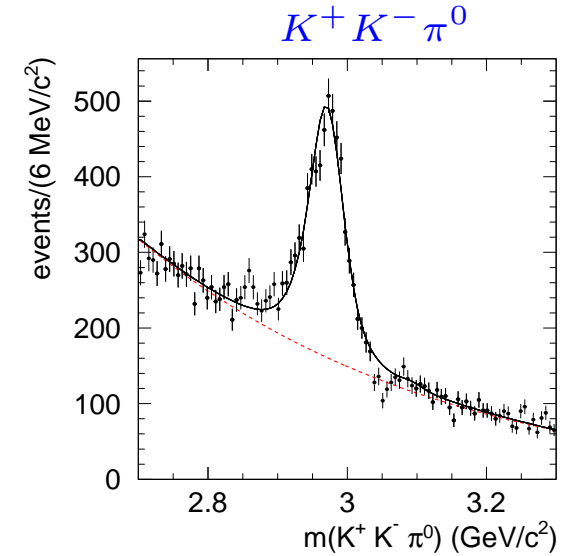
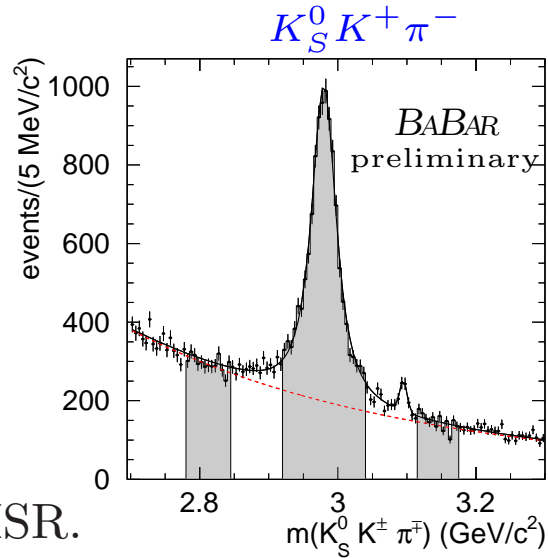
(**) Details will be given only for the $K_S^0 K^+ \pi^-$ final state.



The $K\bar{K}\pi$ mass spectra in the η_c region

□ $\eta_c \rightarrow K_S^0 K^+ \pi^-$, 12849 evts with $(64.3 \pm 0.4)\%$ purity.

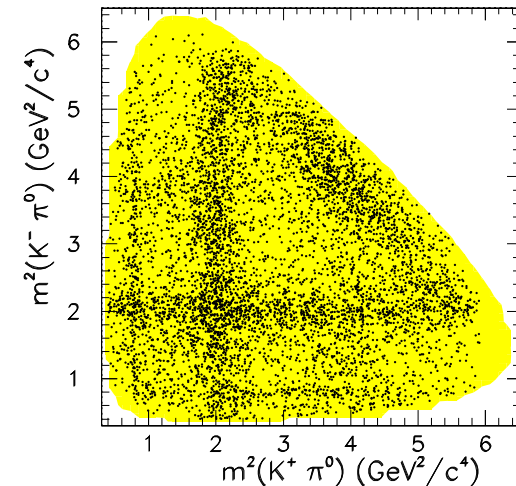
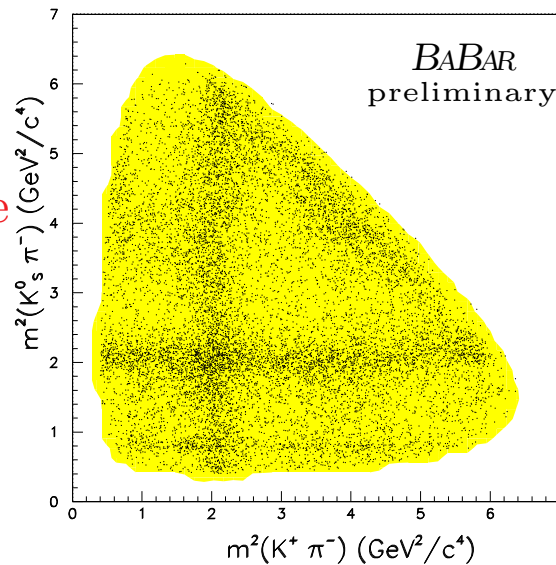
□ $\eta_c \rightarrow K^+ K^- \pi^0$, 6494 evts with $(55.2 \pm 0.6)\%$ purity.



□ Residual J/ψ signals from ISR.

□ Dalitz plots:

□ Dominated by the presence of $K_0^*(1430)$.



Purity: $P = N_{sig}/(N_{sig} + N_{back})$

Efficiency and Background ($\eta_c \rightarrow K_S^0 K^+ \pi^-$)

□ Efficiency evaluated on the $(m(K^+ \pi^-), \cos\theta)$ plane, where θ is the K^+ helicity angle in the $K_S^0 K^+ \pi^-$ rest frame.

□ Fitted using Legendre polynomials moments:

$$\epsilon(\cos\theta) = \sum_{L=0}^{12} a_L(m_{K^+\pi^-}) Y_L^0(\cos\theta)$$

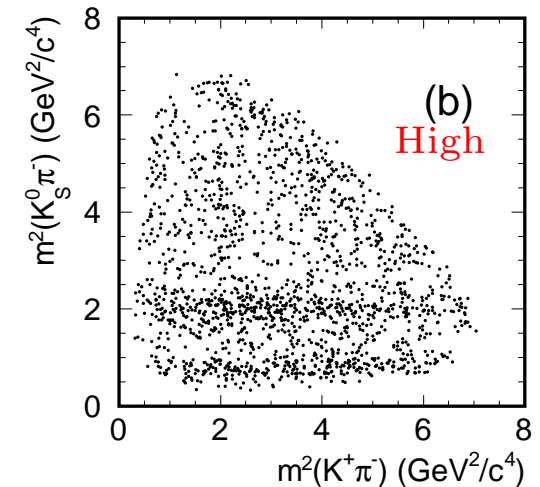
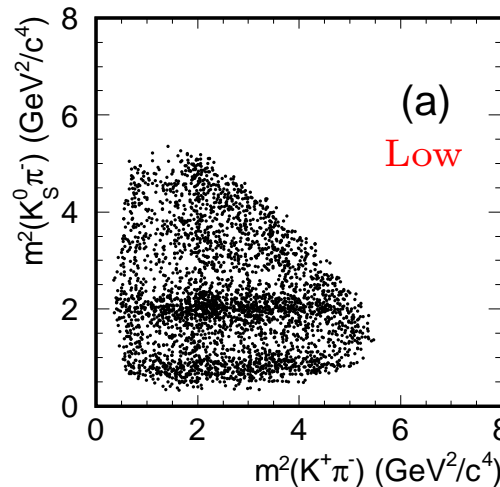
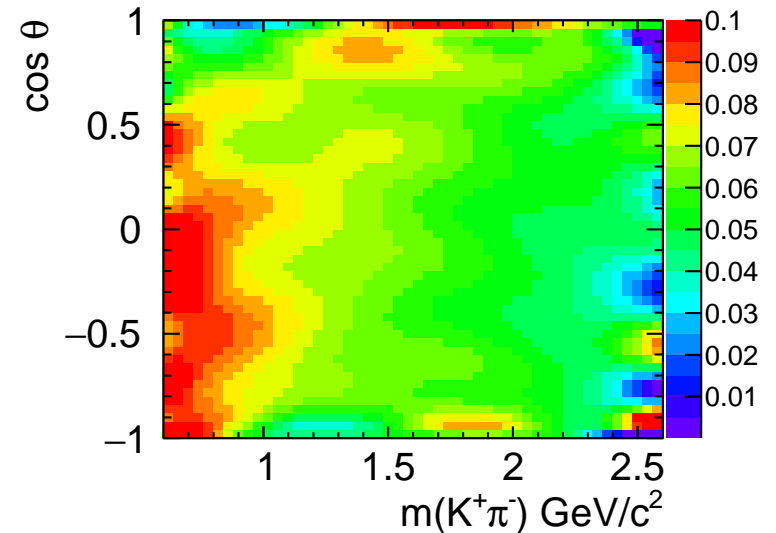
in slices of $m_{K^+\pi^-}$.

□ $a_L(m_{K^+\pi^-})$ fitted with seventh-order polynomials.

□ Background estimated from η_c sidebands.

□ Asymmetric K^* 's.

□ Interference between I=1 and I=0 contributions.



Dalitz plot analysis of $\eta_c \rightarrow K \bar{K} \pi$

□ Unbinned maximum likelihood fits.

□ Fits performed using:

- Isobar model: resonances described by Breit-Wigner functions.

(D. Asner, Review of Particle Physics”, Phys. Lett. B 592, 1 (2004)).

- Model Independent Partial Wave Analysis (MIPWA) (Phys. Rev. D 73, 032004 (2006)).

□ The total complex amplitude can, in general, be written as:

$$A = c_1 A_1 e^{i\phi_1} + c_2 A_2 e^{i\phi_2} + c_3 A_3 e^{i\phi_3} + \dots$$

□ The $K\pi$ \mathcal{S} -wave (A_1) is taken as the reference amplitude, $c_1 = 1$ and $\phi_1 = 0$.

$$A = A_1 + c_2 A_2 e^{i\phi_2} + c_3 A_3 e^{i\phi_3} + \dots$$

□ The $K\pi$ mass spectrum is divided into 30 equally spaced mass intervals 60 MeV wide and for each bin we add to the fit two new free parameters, the amplitude and the phase of the $K\pi$ \mathcal{S} -wave (constant inside the bin).

□ We also fix the A_1 amplitude to 1.0 and its phase to $\pi/2$ in an arbitrary interval of the mass spectrum (bin 11 which corresponds to a mass of 1.42 GeV/ c^2).

□ The number of additional free parameters is therefore 58.

Model independent Partial Wave Analysis

□ Interference between the two $K\pi$ modes is determined by G-parity which is positive for η_c decays.

□ For $\eta_c \rightarrow K_S^0 K^+ \pi^-$:

$$A_{S-wave} = \frac{1}{\sqrt{2}} (a_j^{K^+ \pi^-} e^{i\phi_j^{K^+ \pi^-}} + a_j^{K_S^0 \pi^-} e^{i\phi_j^{K_S^0 \pi^-}})$$

where $a^{K^+ \pi^-}(m) = a^{K_S^0 \pi^-}(m)$ and $\phi^{K^+ \pi^-}(m) = \phi^{K_S^0 \pi^-}(m)$

□ For $\eta_c \rightarrow K^+ K^- \pi^0$:

$$A_{S-wave} = \frac{1}{\sqrt{2}} (a_j^{K^+ \pi^0} e^{i\phi_j^{K^+ \pi^0}} + a_j^{K^- \pi^0} e^{i\phi_j^{K^- \pi^0}})$$

where $a^{K^+ \pi^0}(m) = a^{K^- \pi^0}(m)$ and $\phi^{K^+ \pi^0}(m) = \phi^{K^- \pi^0}(m)$

□ The $K_2^*(1420)$, $a_0(980)$, $a_0(1400)$, $a_2(1310)$, ... contributions are modelled as relativistic Breit-Wigner functions multiplied by the corresponding angular functions.

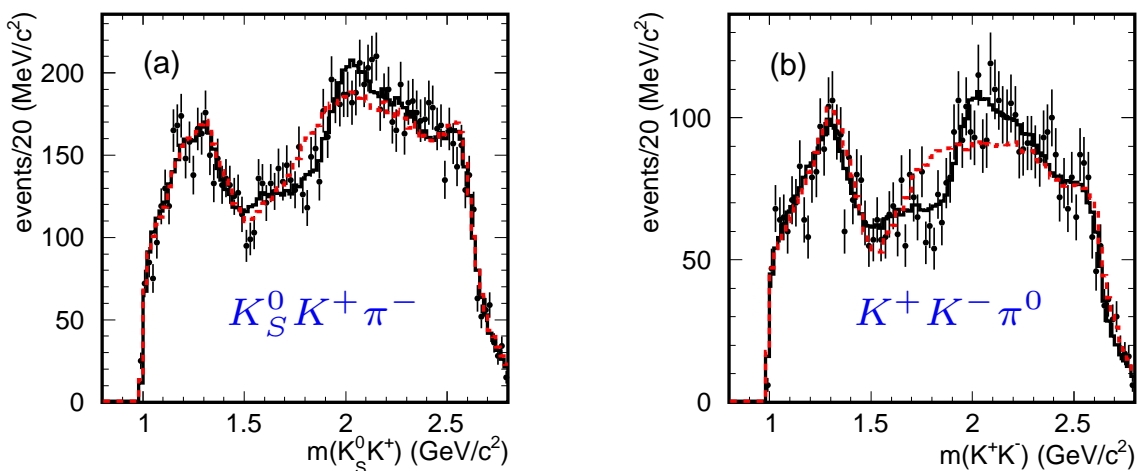
□ Backgrounds are fitted separately and interpolated into the η_c signal regions.

An additional $a_0(1950)$ resonance

- The fits improves when an additional high mass $a_0(1950) \rightarrow K\bar{K}$ I=1 resonance is included with free parameters in both η_c decay modes.
- The fits return the following parameters:

Final state	Mass (MeV/ c^2)	Width (MeV)
$\eta_c \rightarrow K_S^0 K^+ \pi^-$	$1949 \pm 32 \pm 75$	$265 \pm 36 \pm 110$
$\eta_c \rightarrow K^+ K^- \pi^0$	$1927 \pm 15 \pm 23$	$274 \pm 28 \pm 30$
Mean	$1931 \pm 14 \pm 22$	$271 \pm 22 \pm 29$

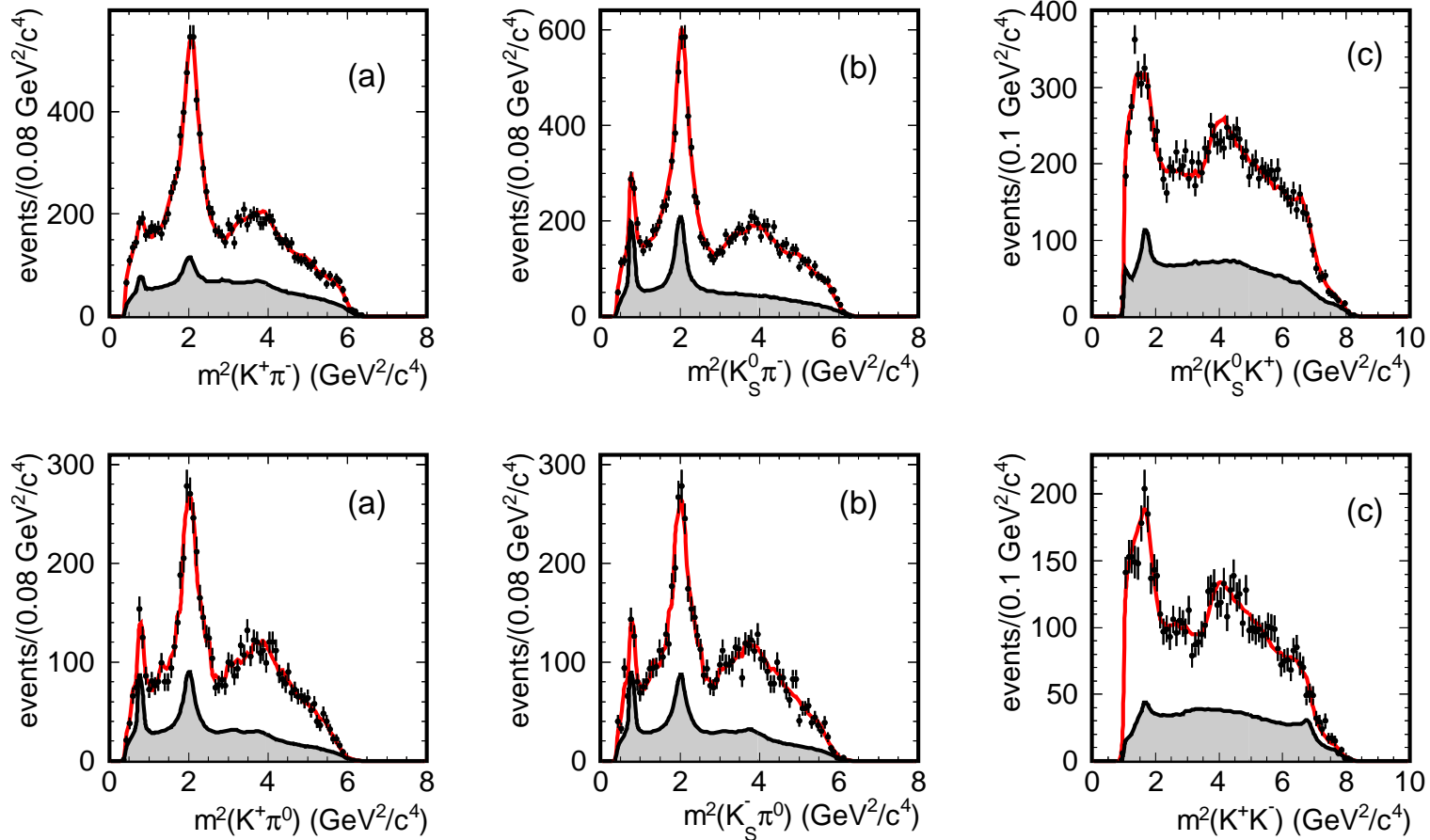
red line: no $a_0(1950)$



- Statistical significances for the $a_0(1950)$ effect (including systematics) are 2.5σ for $\eta_c \rightarrow K_S^0 K^+ \pi^-$ and 4.0σ for $\eta_c \rightarrow K^+ K^- \pi^0$.

Dalitz plots mass projections

- Dalitz plot projections with fit results for $\eta_c \rightarrow K_S^0 K^+ \pi^-$ (top) and $\eta_c \rightarrow K^+ K^- \pi^0$ (bottom)

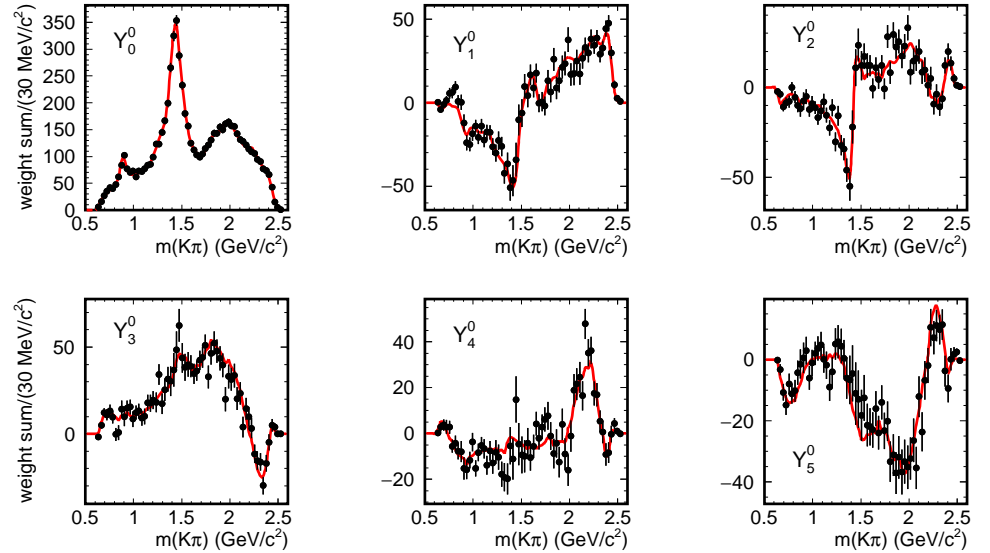


- Shaded is contribution from the interpolated background.
- $K^*(890)$ contributions entirely from background.

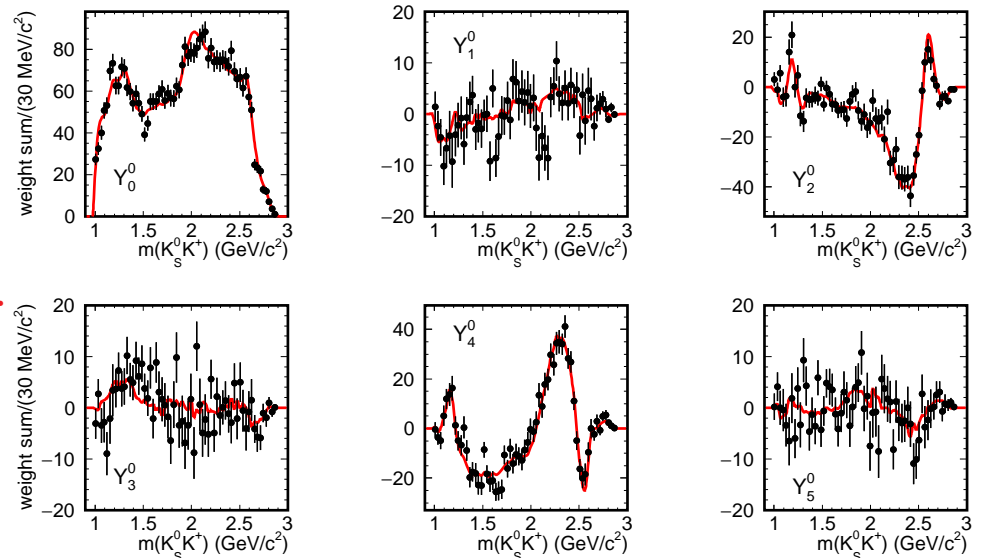
Legendre polynomial moments: $\eta_c \rightarrow K_S^0 K^+ \pi^-$

□ Mass projections weighted by Y_L^0 moments and compared with fit results.

$m(K^+ \pi^-) + m(K_S^0 \pi^-)$ projections:



$m(K_S^0 K^+)$ projections:



□ Good agreement in all the projections.

□ Similarly for $\eta_c \rightarrow K^+ K^- \pi^0$.

Fit fractions from the MIPWA. Comparison with the Isobar Model

Amplitude	$\eta_c \rightarrow \mathbf{K}_S^0 \mathbf{K}^+ \pi^-$		$\eta_c \rightarrow \mathbf{K}^+ \mathbf{K}^- \pi^0$	
	Fraction (%)	Phase	Fraction (%)	Phase
$(K\pi \mathcal{S}\text{-wave}) K$	$107.3 \pm 2.6 \pm 17.9$	0.	$125.5 \pm 2.4 \pm 4.2$	0.
$a_0(980)\pi$	$0.83 \pm 0.46 \pm 0.80$	$1.08 \pm 0.18 \pm 0.18$	$0.00 \pm 0.03 \pm 1.7$
$a_0(1450)\pi$	$0.7 \pm 0.2 \pm 1.4$	$2.63 \pm 0.13 \pm 0.17$	$1.2 \pm 0.4 \pm 0.7$	$2.90 \pm 0.12 \pm 0.25$
$a_0(1950)\pi$	$3.1 \pm 0.4 \pm 1.2$	$-1.04 \pm 0.08 \pm 0.77$	$4.4 \pm 0.8 \pm 0.7$	$-1.45 \pm 0.08 \pm 0.27$
$a_2(1320)\pi$	$0.15 \pm 0.06 \pm 0.08$	$1.85 \pm 0.20 \pm 0.23$	$0.61 \pm 0.23 \pm 0.3$	$1.75 \pm 0.23 \pm 0.42$
$K_2^*(1430)^0 K$	$4.7 \pm 0.9 \pm 1.4$	$4.92 \pm 0.05 \pm 0.1$	$3.0 \pm 0.8 \pm 4.4$	$5.07 \pm 0.09 \pm 0.3$
Total	116.8 ± 2.8		134.8 ± 2.7	
χ_2/N_{cells}	301/254=1.17		283.2/233=1.22	
Isobar Model				
$(K_0^*(1430)K)+$	73.6 ± 3.7		63.6 ± 5.6	
$(K_0^*(1950)K)+$				
<i>Nonresonant</i>				
.....
χ_2/N_{cells}	457/254=1.82		383/233=1.63	

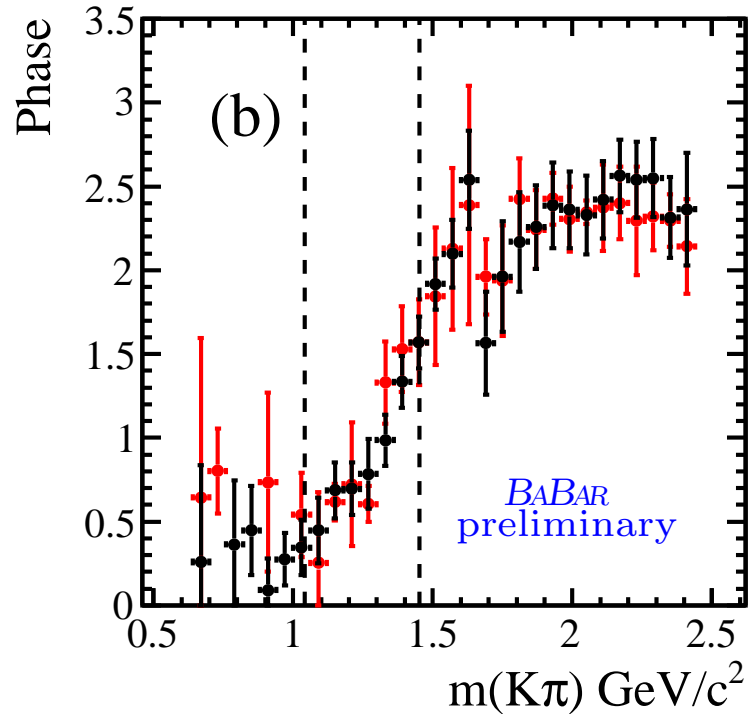
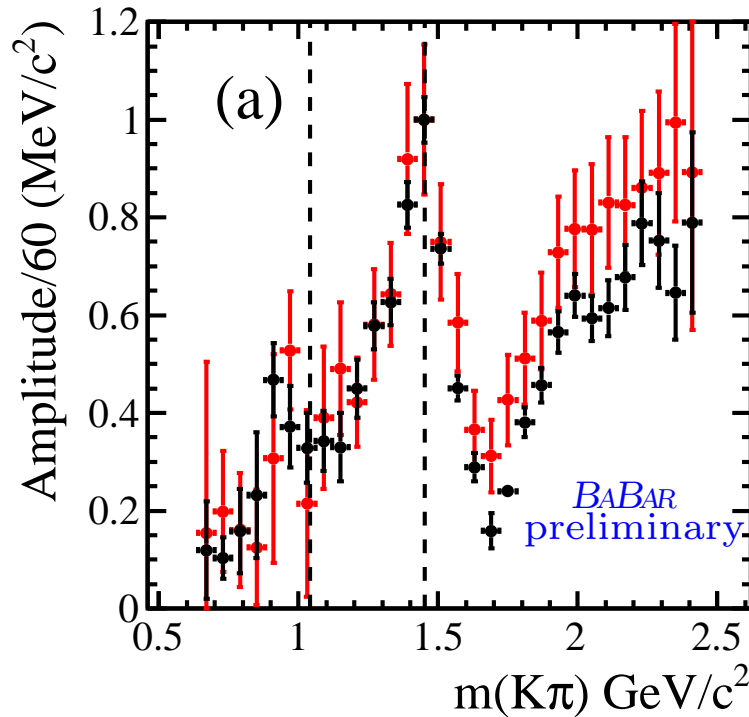
- For MIPWA, good agreement between the two η_c decay modes.
- $(K\pi \mathcal{S}\text{-wave}) K$ amplitude dominant with small contributions from $K_2^*(1430)^0 K$ and $a_0(1950)\pi$ amplitudes.
- Spin-1 resonances consistent to come entirely from background.
- Good description of the data with MIPWA.
- Worse description of the data with the Isobar Model.

Test for multiple solutions and Systematic uncertainties

- We have generated and fitted MC simulations with different mixtures of amplitudes.
- We started the fits from random values for the $K\pi$ S -wave amplitude and phase.
- We have evaluated the following systematic uncertainties.
 - Fit bias. We generate MC simulations according to the fit results and re-fit. The distribution of the absolute value of the fractional residuals is fit with a Gaussian having zero mean and take the σ as systematic uncertainty.
 - The amplitude and phase are constant within the mass bins in the reference fit. We replace the representation using a cubic spline.
 - We remove low significances amplitudes such as $a_0(980)$ and $a_2(1310)$ resonances.
 - We vary up and down the purity of the signal.
 - The effect of the efficiency variation as a function of the $K\bar{K}\pi$ mass is evaluated by computing separate efficiencies in the regions below and above the η_c mass.
- Total average systematic uncertainty is of the order of 16%.

New measurement of the $K\pi$ S-wave

- Fitted amplitude and phase.
- Red: $\eta_c \rightarrow K^+K^-\pi^0$. Black: $\eta_c \rightarrow K_S^0K^+\pi^-$.
- Clear $K_0^*(1430)$ resonance and corresponding phase motion.
- At high mass broad $K_0^*(1950)$ contribution.



- Dashed lines are $K\eta$ and $K\eta'$ thresholds.
- Good agreement between the two η_c decay modes.

Comparison with the LASS and E791 experiments

□ Black is $\eta_c \rightarrow K_S^0 K^+ \pi^-$.

LASS($K^- p$)

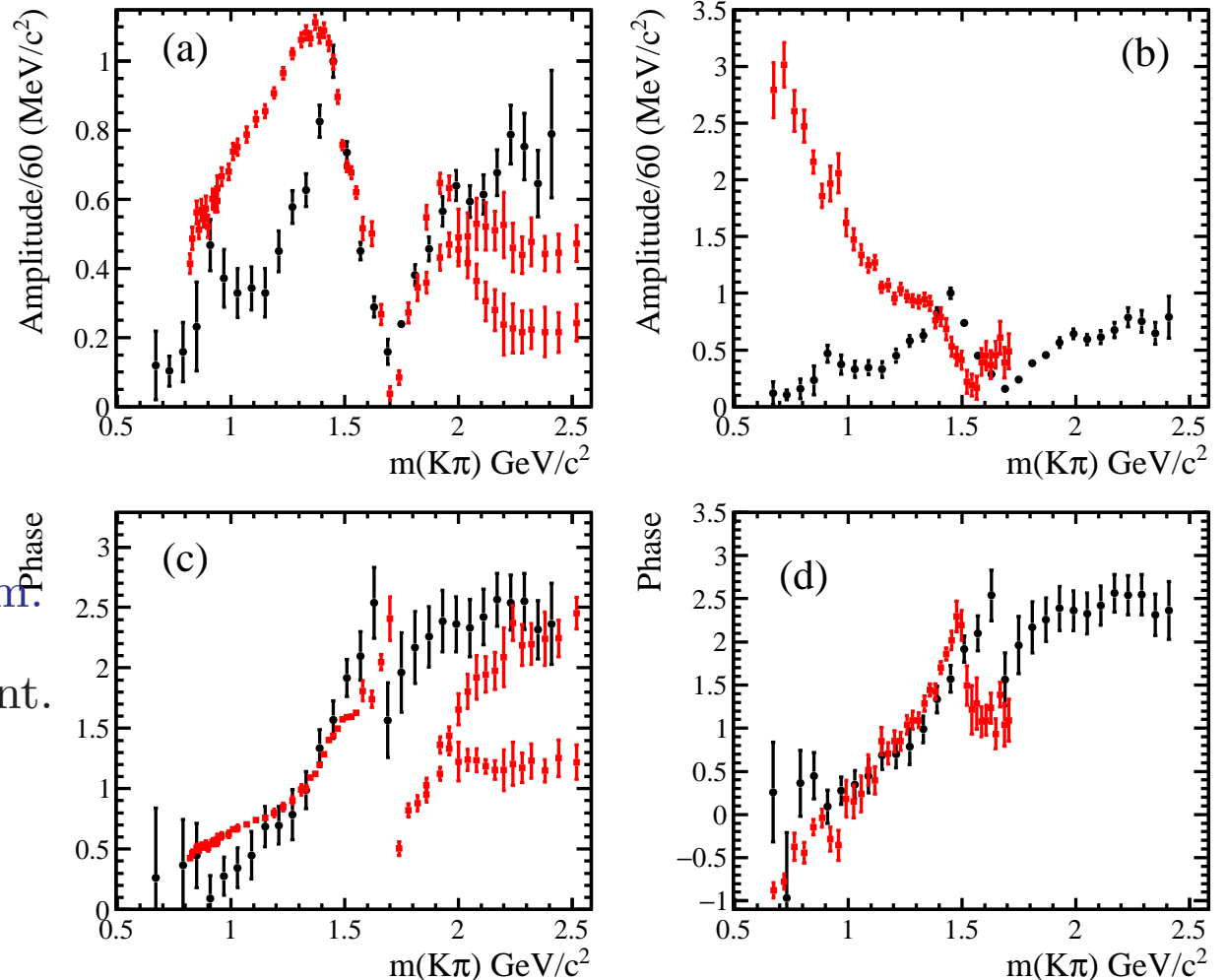
E791($D^+ \rightarrow K^- \pi^+ \pi^+$)

□ Normalization is arbitrary.

□ LASS analysis has two solutions above 1.9 GeV.

□ Phases before the $K\eta'$ threshold are similar, as expected from Watson theorem.

□ Amplitudes are very different.



(LASS: Nucl. Phys. B **296**, 493 (1988)), (E791: Phys. Rev. D **73**, 032004 (2006)), (K.M. Watson, Phys. Rev. **88**, 1163 (1952))

Dalitz plot analysis of $J/\psi \rightarrow \pi^+\pi^-\pi^0$ and $J/\psi \rightarrow K^+K^-\pi^0$

- Only a preliminary result exists, to date, on a Dalitz-plot analysis of J/ψ decays to $\pi^+\pi^-\pi^0$ (SLAC-PUB-5674, (1991)).
- While large samples of J/ψ decays exist, some branching fractions remain poorly measured. In particular the $J/\psi \rightarrow K^+K^-\pi^0$ branching fraction has been measured by MarkII using only 25 events.
- The BES III experiment has performed an angular analysis of $J/\psi \rightarrow K^+K^-\pi^0$. The analysis requires the presence of a broad $J^{PC} = 1^{--}$ state in the K^+K^- threshold region, which is interpreted as a multiquark state (Phys. Rev. Lett. **97**, 142002 (2006)).

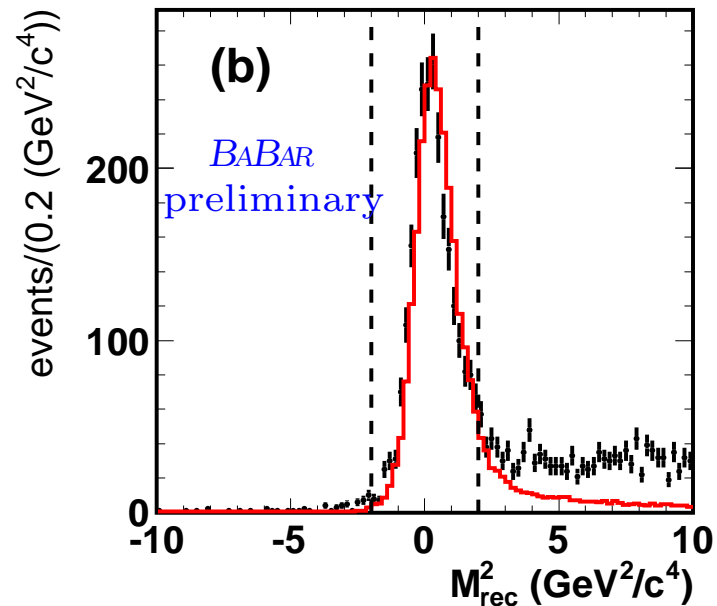
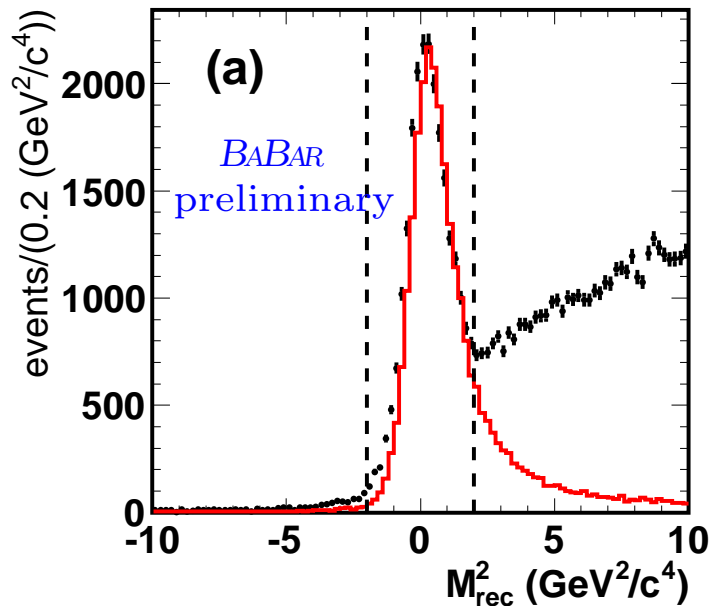
Data selection

- We study the following reactions:

$$e^+e^- \rightarrow \gamma_{\text{ISR}} \pi^+ \pi^- \pi^0, \quad e^+e^- \rightarrow \gamma_{\text{ISR}} K^+ K^- \pi^0$$

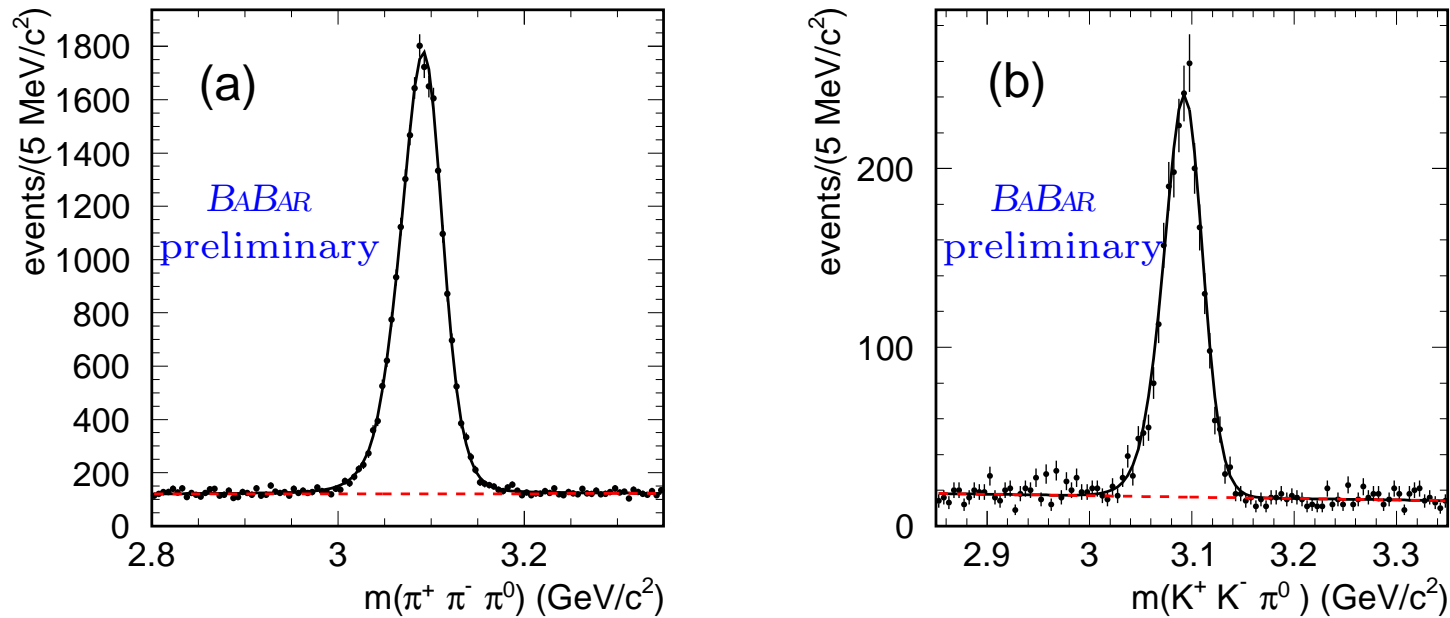
where γ_{ISR} indicate the (undetected) ISR photon.

- Select events having only two tracks and one (mass constrained) π^0 .
- We compute $M_{\text{rec}}^2 \equiv (p_{e^-} + p_{e^+} - p_{h^+} - p_{h^-} - p_{\pi^0})^2$, where $h = \pi/K$.
- This quantity should peak near zero for ISR events.
- Plot of M_{rec}^2 in the J/ψ signal region. In red are Monte Carlo simulations.



J/ψ signals and yields

- We select events in the ISR region by requiring $|M_{\text{rec}}^2| < 2 \text{ GeV}^2/c^4$ and obtain the J/ψ signals.

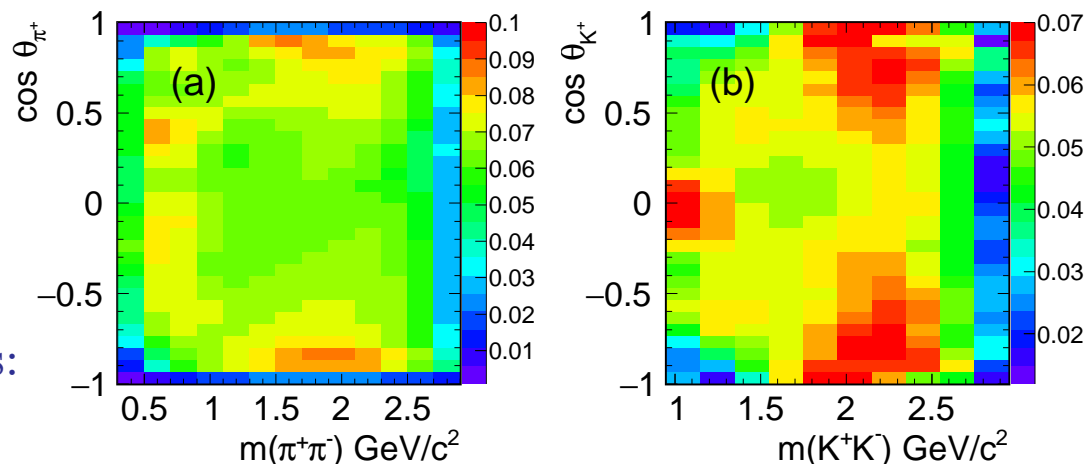


- We fit the mass spectra using the Monte Carlo resolution functions described by a Crystal Ball+Gaussian functions and obtain the yields:

J/ψ decay mode	χ^2/NDF	J/ψ mass (MeV)	Signal region events	Purity
$J/\psi \rightarrow \pi^+ \pi^- \pi^0$	84/115	3099.8 ± 0.2	21974	$(86.1 \pm 1.3)\%$
$J/\psi \rightarrow K^+ K^- \pi^0$	111/95	3101.0 ± 0.2	2393	$(87.8 \pm 0.7)\%$

Efficiency and Branching fraction

□ The efficiency is mapped and fitted on the $(m(h^+h^-), \cos\theta_h)$ plane, where θ_h is the h^+ helicity angle in the J/ψ rest frame



□ We obtain the weighted efficiencies:

$$\epsilon_{h^+h^-\pi^0} = \frac{\sum_{i=1}^N f_i}{\sum_{i=1}^N f_i / \epsilon(m_i, \cos\theta_i)}$$

where negative weights f_i are assigned to sidebands events.

□ We obtain the following preliminary result:

$$\mathcal{R} = \frac{\mathcal{B}(J/\psi \rightarrow K^+K^-\pi^0)}{\mathcal{B}(J/\psi \rightarrow \pi^+\pi^-\pi^0)} = 0.0929 \pm 0.002 \pm 0.002$$

□ The PDG reports $\mathcal{B}(J/\psi \rightarrow K^+K^-\pi^0) = 55.2 \pm 0.12 \times 10^{-4}$, based on 25 events, and $\mathcal{B}(J/\psi \rightarrow \pi^+\pi^-\pi^0) = 2.11 \pm 0.07 \times 10^{-2}$.

□ These values give a ratio $\mathcal{R} = 0.262 \pm 0.057$, which differs from our result by 3σ .

$J/\psi \rightarrow \pi^+ \pi^- \pi^0$ Dalitz plot and projections

□ Dominated by three $\rho(770)\pi$ contributions.

□ Dalitz plot analysis performed using:

- Isobar model using Zemach tensors;

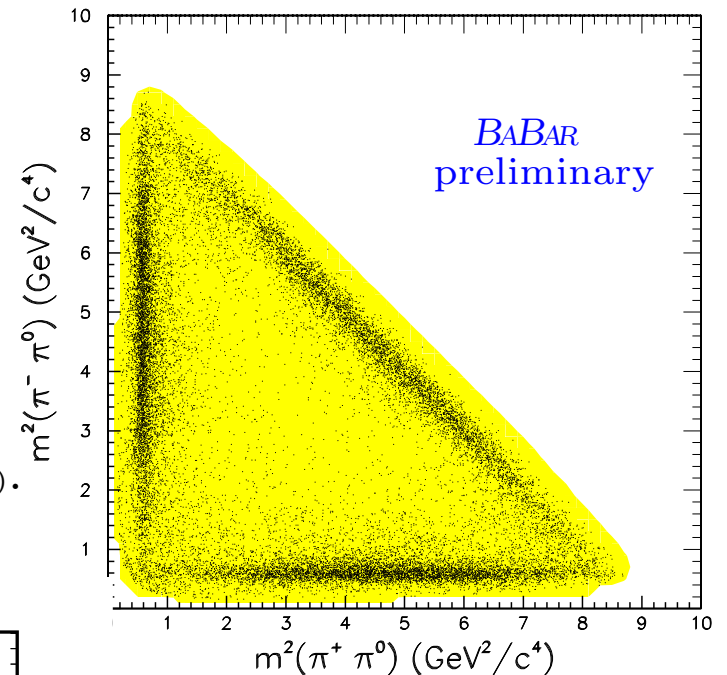
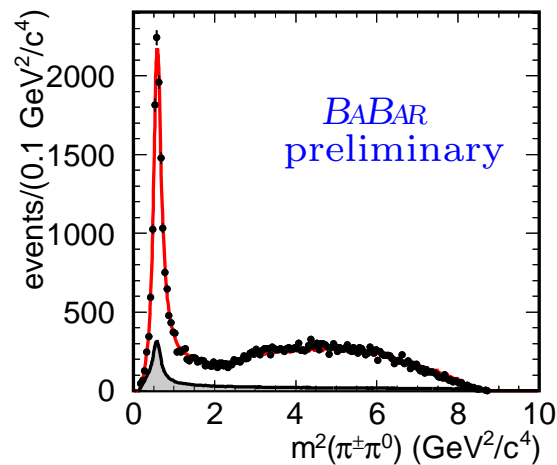
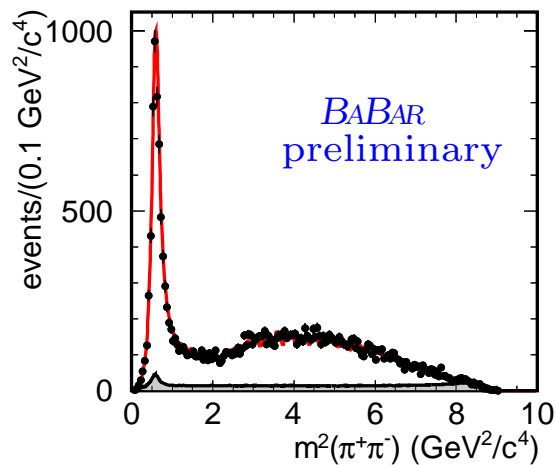
C. Zemach, Phys Rev. **133**, B1201 (1964),

C. Dionisi et. al., Nucl. Phys. **B169**, 1 (1980).

- Veneziano model.

(A. P. Szczepaniak, M.R. Pennington, Phys. Lett. **B737**, 283 (2014)).

□ Dalitz plot projections.



□ Shaded is the background interpolated by sidebands.

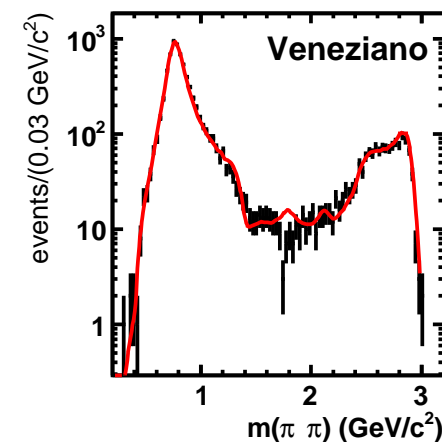
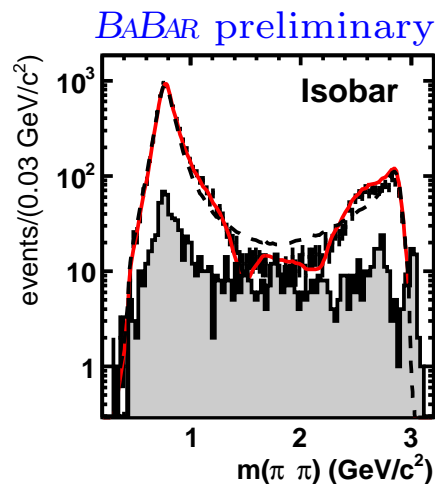
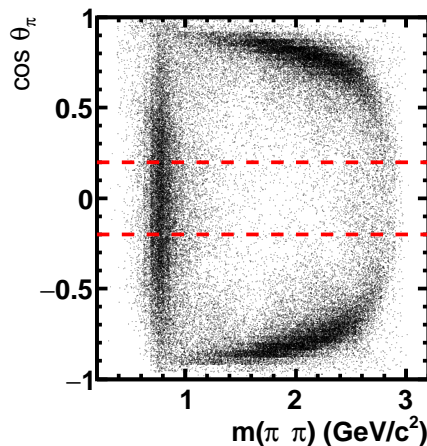
$J/\psi \rightarrow \pi^+ \pi^- \pi^0$ Dalitz plot analysis

- The Veneziano model deals with trajectories rather than single resonances.
- The complexity of the model is related to n , the number of Regge trajectories included in the fit.

□ The fit requires $n=5$.

□ Combinatorial π helicity angle vs. $m(\pi\pi)$.

□ $m(\pi\pi)$ mass projection for $|\cos\theta_\pi| < 0.2$.



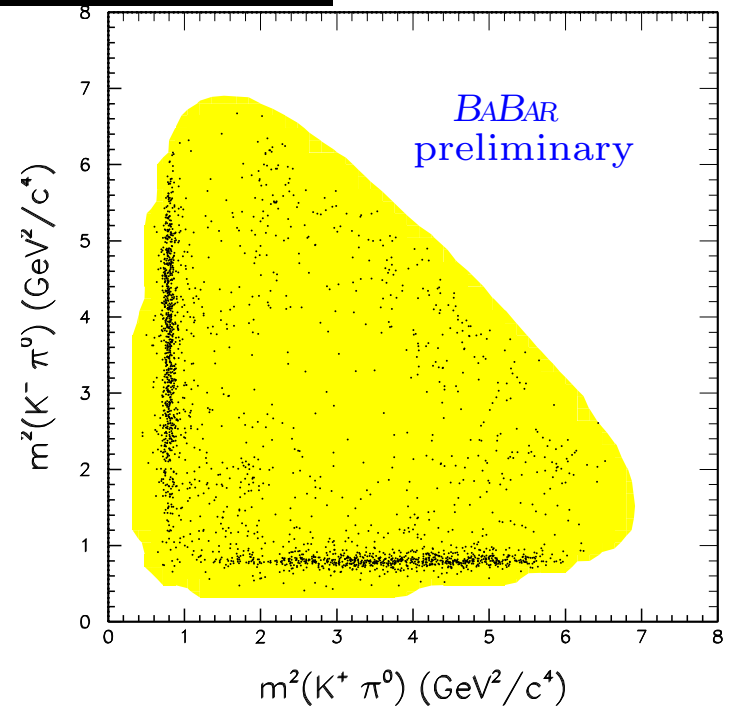
Final state	Isobar fraction %			Phase (radians)	Veneziano fraction %
$\rho(770)\pi$	119.0 ± 1.1	± 3.3		0.	120.0 ± 1.9
$\rho(1460)\pi$	16.9 ± 2.0	± 3.1		$3.92 \pm 0.05 \pm 0.11$	1.53 ± 0.13
$\rho(1700)\pi$	0.1 ± 0.1	± 0.2		$1.01 \pm 0.35 \pm 0.79$	0.84 ± 0.08
$\rho(2150)\pi$	0.04 ± 0.05	± 0.02		$1.89 \pm 0.30 \pm 0.48$	2.03 ± 0.17
$\rho_3(1690)\pi$					0.09 ± 0.02
Sum	136.0 ± 2.3	± 4.3			124.5 ± 2.3
χ^2/ν	764/552				780/554

- The two models give almost similar data representation, but different fractions.

J/ψ → K⁺K⁻π⁰ Dalitz plot analysis

- Clear K^{*+} and K^{*-} bands.
- Broad structure in the low K⁺K⁻ mass region.
- We make use of the Isobar model only.

Final state	fraction %	phase
K [*] (892)K	87.8 ± 2.0 ± 1.7	0.
ρ(1450) ⁰ π ⁰	11.5 ± 2.1 ± 2.1	-2.81 ± 0.25 ± 0.36
K [*] (1410)K	1.7 ± 0.7 ± 1.1	2.89 ± 0.35 ± 0.08
K ₂ [*] (1430)K	3.8 ± 1.4 ± 0.5	-2.42 ± 0.22 ± 0.07
ρ(1700) ⁰ π ⁰	0.9 ± 1.0 ± 0.6	1.06 ± 0.20 ± 0.7
Total	105.6 ± 3.4 ± 3.0	
	χ ² /ν = 94/92	



- Leaving free the ρ(1450) parameters:

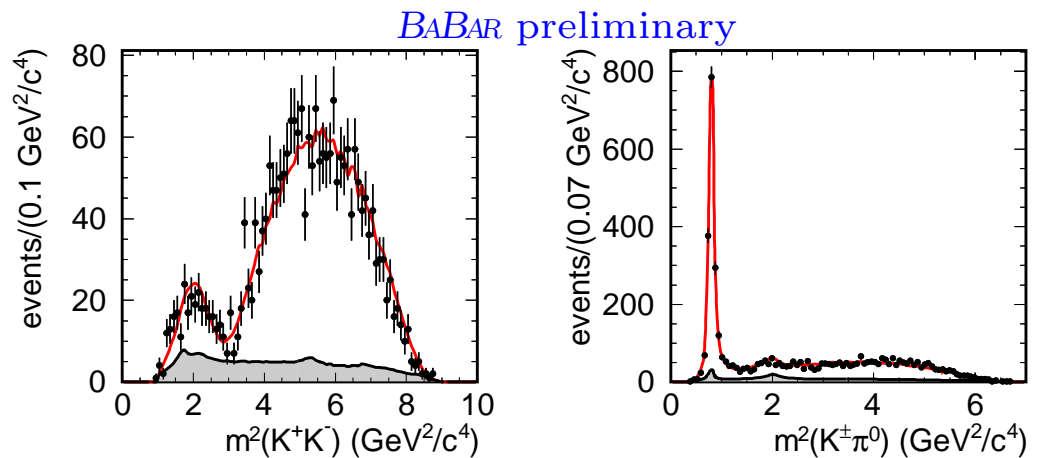
$$m(\rho(1450)) = 1361 \pm 43 \text{ MeV}/c^2$$

$$\Gamma(\rho(1450)) = 479 \pm 63 \text{ MeV}$$

in the range of other ρ(1450) measurements.

- Dalitz plot projections:

- Shaded is the background.



$\rho(1450)$ branching fraction

□ We find the parameters of the low mass K^+K^- structure consistent for being associated to $\rho(1450)$.

□ We have measured the ratio

$$\mathcal{R} = \mathcal{B}(J/\psi \rightarrow K^+K^-\pi^0)/\mathcal{B}(J/\psi \rightarrow \pi^+\pi^-\pi^0) = 0.0929 \pm 0.002 \pm 0.002$$

□ From the Dalitz-plot analysis of $J/\psi \rightarrow \pi^+\pi^-\pi^0$ we obtain:

$$\mathcal{B}_1 = \mathcal{B}(J/\psi \rightarrow \rho(1450)^0\pi^0) = [(16.9 \pm 2.0 \pm 3.1)/3.]\% = (5.63 \pm 0.67 \pm 1.03)\%$$

□ From the Dalitz-plot analysis of $J/\psi \rightarrow K^+K^-\pi^0$ we obtain:

$$\mathcal{B}_2 = \mathcal{B}(J/\psi \rightarrow \rho(1450)^0\pi^0) = (11.5 \pm 2.1 \pm 2.1)\%$$

□ We therefore obtain:

$$\frac{\mathcal{B}(\rho(1450)^0 \rightarrow K^+K^-)}{\mathcal{B}(\rho(1450)^0 \rightarrow \pi^+\pi^-)} = \frac{\mathcal{B}_2}{\mathcal{B}_1} \cdot \mathcal{R} = 0.190 \pm 0.042 \pm 0.049$$

Summary

- We show preliminary results on the Dalitz plot analyses of $\eta_c \rightarrow K_S^0 K^+ \pi^-$ and $\eta_c \rightarrow K^+ K^- \pi^0$ produced in two-photon interactions.
- We extract for the first time the $K\pi$ \mathcal{S} -wave amplitude and phase using the MIPWA method. We find a very different amplitude with respect to that measured by previous experiments in different processes.
- We show preliminary results on Dalitz plot analyses of $J/\psi \rightarrow \pi^+ \pi^- \pi^0$ and $J/\psi \rightarrow K^+ K^- \pi^0$ produced in Initial State Radiation events using the isobar and Veneziano models.